

MARS[®]
REVOLUTION

SMART-2



[Product Diagram]




Click +/- increase volt by 0.1V
Long press +/- quickly increase the volt


Display

 Capacity

 Charging

86 % % precise capacity


 Start/Pause icon

 Jumpstart on/off icon

Power on/off

Start/Pause

Jumpstart on/off

 Type-C charge

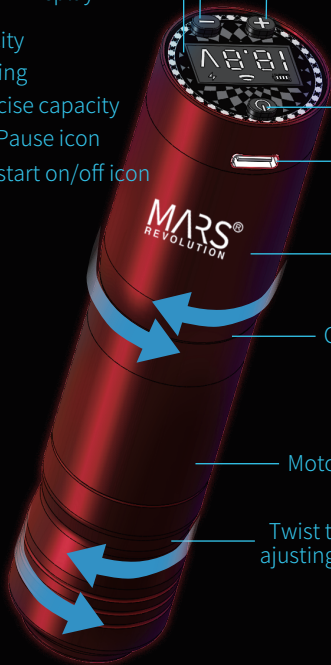
MARS[®]
REVOLUTION

Battery pack

Connector

Motor

Twist the grip for adjusting needle length



[Product Specification]

Detachable battery Mechanism

Material: Aluminum

Battery Type: Polymer Lithium battery

Battery Capacity: 1800mAh

Motor: Coreless Flat Motor 8V 11000RPM

Stroke: 3.5mm

Connector: Pin&RCA (Without Battery Pack)

Operating voltage: 4-12V,suggest not exceed 10V

Battery Charger: DC5V/2A (standard USB Adaptor)

Battery Charging cable: Standard USB C Type cable

Battery Safety: Microchip Battery controller which prevents short circuit, over charge or battery drain.

Charging time: 1.5 hours (100%, 2Amp 5Volt Adaptor)

Running time: Up to 10 hours (full Charge)

Jump Start Volt: 9V 0.2 Seconds

Package Includes:

Pin&Rca connector: 1x Pen Drive, 1x Battery Pack, 1x Charging Cable,1xRCA cord,1x Rca Adaptor

[Features]

- Unique Battery detachable tattoo pen which allow artist to work uninterrupted even if battery is completely discharged by simply connecting RCA connector and use with conventional power supply

- Long Press Power Button to Power ON/Off without JumpStart feature.

- Quickly Double press Power Button to Power ON and OFF with JumpStart feature, and the lightning Icon on Display will appear as well.
- Machine will start with previously adjusted Voltage.
- Press Power Button for Start/Pause the machine. Pedal icon will indicate the machine working.
- The unit comes with power saving mode. When any switch is not pressed for 10 seconds then screen brightness will automatically decrease. It will save battery capacity significantly. Normal Brightness will be back automatically when any switch will be press again.
- We strongly suggest to use 5Volt 2Amp USB Power adaptor for Quick charge the battery Pack.
- When you connect charging cable to charge the battery pack, lighting icon will appear. And it will show battery capacity in 0-100%. You can disconnect the cable when it shows 100% Charged.
- The unit will automatically stop working when the power below 4%, and switch off if no activity recorded for 5minutes.
- Kindly suggest please do charging and discharging if no any activity in 3 months.

[Display color setup]

Default display color changing by voltage :



Press and hold +/- reset the single color:

C1 White\C2 Light blue\C3 Dark blue\C4 Green\C5 Pink\C6 Gold\C7 Red, C0 Volt.

[Warranty]

Smart-2 warranty repair for a period of 1 years from the original date of purchase. If you discover a defect in a product covered by this warranty, we will repair the item. Proof of purchase in the form of a sales receipt must be provided for warranty repair.

Exclusions: The warranty does not coverage extend to damage caused by misuse, abuse, unauthorized modification, improper storage conditions, lightning, or natural disasters. The warranty does not cover parts that are subject to normal wear and tear, such as power cords.

Limits of Liability: Should the product fail, your sole recourse shall be repair or replacement, as described in the preceding paragraphs. We will not be held liable to you or any other party for any damages that result from the failure of this product. Damages excluded include, but are not limited to, the following: lost profits, lost savings, lost data, damage to other equipment, and incidental or consequential damages arising from the use, or misuse of this product. By installing or using the product, the user accepts all terms described herein.